

Samian-ware Matching Challenge


How to Play

Carefully cut along the dotted lines to make 16 tiles each with a Samian-ware pattern


Mix them up and spread them out facing down, so they are all blank

Each player takes it in turns to turn over two pieces, and once there is a match, keep them and go again


Once all the tiles have gone, the winner is the player with the most tiles



Task One - Can you spot which of these sherds we have made up? - look carefully for something modern



Task Two - Samian-ware was bright orange - colour in these tiles to make them stand out from each other



Task Three - Choose your favourite pattern and try to draw it onto your own pot - see Challenge Eleven

